



This colorfast cap wicks moisture for breathable comfort and coordinates with our PosiCharge RacerMesh Polos, Tees and Visor.

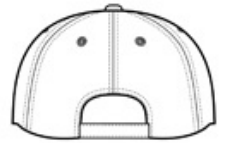
- **Fabric** 100% polyester closed-hole flat back mesh with PosiCharge technology
- **Structure** Structured
- **Profile** Mid
- **Closure** Hook and loop

CARE INSTRUCTIONS

Hand wash. Dry flat.



front



back

HOW TO MEASURE












HATS

Measure the circumference around the head, above the eyebrow and at the widest part of the head. Divide number by 3.14 for hat size.

SIZE CHART

	OSFA
Hat Size	6 5/8 - 8
Head Size	20 7/8 - 25 1/8

COLOR INFORMATION

										
Black PMS NTR BLACK C	Dark Forest Green PMS 567C	Dawn Blue PMS 2160C	Graphite	Neon Green PMS NO MATCH	Neon Orange PMS NO MATCH	Neon Yellow PMS NO MATCH	True Navy PMS 533C	True Red PMS 200C	True Royal PMS 7687C	White